

THE SEMAPHORE



WINTER 2025 ISSUE

A PUBLICATION OF
THE GREAT LAKES DIVISION
OF THE TRAIN COLLECTORS ASSOCIATION



Highlights:

Winter is here and as model railroad enthusiasts know this is our peak season. Check out all the great articles contributed by your fellow TCA members. Remember if you have anything to share please email it to me at bryanpersing@gmail.com

INSIDE THIS ISSUE:

Remarks	1
Announcements	2-4
Luncheons	5-9
Mod Squad	10-11
Articles	12-22
Timetable	23-33
Officers	34

President's Dispatch:



For the last 50 years, the Great Lakes Division and the Lake Erie Chapter have held their train meets at the UAW Hall. Sadly, due to changes outside of our control, we will not be able to continue this great relationship.

But with change comes opportunity. Our great Meet Chairman, John Twarog, worked hours and hours, days and days, to keep our successful string of meets going.

And he succeeded beyond our expectations with two buildings at the Cuyahoga County Fairgrounds. These are not the buildings you might be thinking of. The ones we will be in are further back and are heated, And this will give us nearly twice the space.

Before we go too far, let me provide some key information. You will not enter off of Bagley. The entrance will be gate 2 off of Eastland Road. Of the two buildings, The one to

the right, which is set back more, will have handicapped parking in front of it and off to the right. Please honor this restriction. As for the parking lot itself, it is not striped for parking so we are counting on members to park in an orderly fashion, using the light poles as a guide. Your Division could really use some volunteers to help organize parking. Hopefully, once we get a few cars parked, the later arrivals will be able to figure it out.

Now, back to your Train Meet. It is hoped that this extra space will allow the meet to grow. The future will hold vendors in different scales, more events such as "How To Seminars", and more varied products available. JohnTwarog is in the process of securing a tool vendor which, if it comes through, will be a great addition. As always, this is your meet so if you have ideas of what you would like to see us do, by all means, let us know.

I hope to see you in January at the Fairgrounds.

Charlie Easton
GLD President

Announcements

Tim Martin, 96-44394, arrived in Parma to take possession of the Convention Car set he won in the Great Lakes drawing. He left with all three ABAs as well as 10 cars (one was a duplicate) plus the replacement shells for the locomotives. Here is Tim holding one of the A locomotives and Lake Erie Chapter president Al Lakis holding the other. For some reason the insist that I hold the dummy. I don't get it.

Anyway, hope you had a nice trip back home to Warren Tim, and send us a video of those beauties running on your pike when you can.

Our raffle program motivated less than 20% of members to submit their free entry. Not sure if any great prize will again fall into our hands anytime soon, but I hope this helps inspire members to get excited about our club and let's make sure we share something about our hobby every day.



Announcements

About The Event

The Train Collectors Association would like to welcome you to the 71st TCA National Convention in Jacksonville, Florida, also known as the Sunshine State. Jacksonville is located on the St. Johns River and the Atlantic Coast and is known for its beautiful beaches. The Hyatt Regency Jacksonville Riverfront is our host hotel and is located 15 miles from Jacksonville International Airport (JAX). There is easy access to the St. Johns River along with a river taxi providing a scenic way to enjoy and explore the river. The Jacksonville Riverwalk offers a variety of shops & restaurants and is within walking distance of the hotel.

Hyatt Regency Jacksonville-Riverfront

225 E. Coastline Drive, Jacksonville, FL 32202

1-904-588-1234

<https://www.hyatt.com/en-US/group-booking/JAXRJ/G-TCA1>

Reservations for Hotel must be made by June 2, 2025

TCA Hotel Room Rate

Queen - \$159 plus taxes

Deluxe King - \$169 plus taxes

TCA Parking Garage Rate

Overnight Guests - \$15 overnight for hotel guests with in/out privileges (must have license plate number when checking into room)

Hotel Website - <https://www.hyatt.com/hyatt-regency/en-US/jaxrj-hyatt-regency-jacksonville-riverfront>



Welcome to Jacksonville, Florida
TCA's 71st Annual Convention

June 21, 2025 - June 28, 2025

A few notes about our upcoming Meet in Berea

From the Meet Chair

Charlie Easton has given you many of the details about our first Meet at the Cuyahoga County Fairgrounds in his remarks, and here are a few more:

By now all Great Lakes Division members should have received a Meet notice for January 25th. Most of these are via email (members who list an email in their TCA profile). It has come to my attention that some of these wind up in a member's spam folder. This is probably because they are sent out in bulk and have attachments. To help alleviate this, add my email nhoj2691@aol.com to your contacts list.

Dealer set up will return to the normal, Friday afternoon 4:00 to 8:00 and Saturday morning 7:00 to 9:00.

GPS and Google Maps show the address we were told to use (#164) as a building at the south end of the fairgrounds, not the two we will be using. Follow the aerial map Charlie provided, and you will have no problem.

You may enter either building first, at their front doors. When you pay, TCA members, family and guests, will receive a name badge, which will allow you entry to both buildings. The public will be given wrist bands.

There is a sidewalk between the buildings, which will allow for quick access from one to the other. This is not via the front doors. You must have your name badge first to use this shortcut.

As always there will be food and drink available. But unlike the UAW Hall, the fairgrounds do not have a proper kitchen in any of their buildings. We have hired a professional food service, with a mobile kitchen, to provide the food, and therefore prices will be a bit higher (but still reasonable). There is a dining area in one of our buildings for you to sit and relax.

We hope you'll like our new home

Editors note:

Remember if you have articles, pictures, or any items that you believe would be of interest to our group please email them to me at bryanpersing@gmail.com. Items of interest would be railroad trips you've taken, interesting finds, pictures from local shows, product review ect. We really want to share all the great experiences of our members to a broader audience. Thank you.





Monthly Luncheons

One of the best benefits of our division is our monthly TCA luncheons. On the second Tuesday of each month members meet at local restaurants and afterwards visit a members home, nearby railroad attraction, or hobby shop. The Great Lakes Chapter Vice President Eric Woellert does an excellent job setting these up. If you want your name added to the email list Eric can be reached at ericmwo@aol.com.

October Luncheon


In October the group went to Casa De Angelo in Macedonia and then visited TCA member Joe Laskowski. Joe provided a nice write-up describing his layout as this will be the 1st TCA lunch crew visit. On September 21st, 2020 my 2 friends, Alex Bruchac and Jim Rivers, started building the O Gauge "The Nostalgic and Look Back Railroad." It's 8 feet wide and 28 feet long. With a town on a hill, and flat land town at the other end. It's circa 1945 to 1955. Why that specific time period? I was born in January 1949 and as a 2 year old for Xmas Santa left me a Lionel train set. Plus, there were still steam engines operating on the Nickel Plate road where I lived, and streetcars in Cleveland. I was hooked on both. My layout exemplifies both; Alex likes to call the locomotives as moving scenery, with trolleys and Interurbans moving around. Taking center stage, as I'm a juice fan at heart, the overhead is live. Careful touching cooper wires! Now 4 years and a few months later, it's finished. Alex also said no layout is ever finished. I'm sure he's right. A movie theater on the layout has pipe organ music to listen to; plus there is railroad memorabilia on the walls.



Monthly Luncheons

November Luncheon

In November the group went to Berry's on The Main in Norwalk, Ohio. Afterward we visited the Monroeville Model Railroad Group. The Monroeville Group has multiple scale railroads (N, HO, O, and G) so plenty of trains to see and hear with something for everyone.



Monthly Luncheons

November Luncheon



Monthly Luncheons

December Luncheon

In December we went to the Grayton Road Tavern. Afterward we visited Puritas Road Nursery. This nursery puts on an annual Christmas train display with multiple layouts and scales. It was a fun and festive afternoon of good food and holiday trains.



Monthly Luncheons



December Luncheon



MOD SQUAD

The Mod Squad is a Northeast Ohio Modular group with 24 members currently. They started in 2019 and have grown from just a few shows a year to roughly 10 shows currently. The group can be seen at various shows and events throughout Northeast Ohio and some members have even taken their modules and hooked up with other groups in surrounding states. The group is funded primarily through members own financial contributions, donations from the TCA Great Lakes Division and Lake Erie Chapter, and grants from NMRA Division 5.

Parma Setup



Winter Schedule

TCA Great Lakes Division—Berea Fairgrounds (9am—3pm) - January 25

Great Train Show—Indianapolis Fairgrounds (10am—4pm) February 8-9 (Partial Group Setup)

Great Train Show—Cleveland IX Center (10am-4pm) February 15-16

Independence Show—Independence Ohio Field House (10am-3pm) February 22

Railfest—Lakeland Community College Kirtland Ohio (10am-4pm) March 15-16

TCA Great Lakes Division—Berea Fairgrounds (9am—3pm) - March 29

MOD SQUAD

York Setup



Special thanks to Kevin Davis and the Kids Creek Railroad for the invitation and for expanding our footprint everyday of the show. Highlights included running all 50 state cars at one time around the setup.

Articles

Several years ago, I found a listing on e-bay for a Wards Famous Switch Train set. The pictures showed the set box and the train itself (engine, tender, and freight cars). I didn't know anything about this famous set but I liked the looks of the condition of the train so I put in what turned out to be the winning bid and in due course the set arrived.

When I opened the box, I found a cardboard maze which held the train, an overhead crane, transformer, two uncoupling sections, controller for the uncoupling sections and the switches, a left-hand switch, a dead-end bumper, and six straight and 8 curved pieces of track.

There was a place for everything in the cardboard maze and everything was in its place. I pulled the contents out and set things up. It was obvious why Wards called it a switch train set but I thought adding the superlative "Famous" was overdoing it just a bit.

After putting things together, I noticed a small folder at the very bottom of the box. I removed the various cardboard inserts and pulled it out. What it contained was a track plan and a bill of sale.

As you can see, the track plan does not match the box contents. Not only does the plan have two switches and two bumpers but the switches are both right hand as opposed to the single left hand in my set. The track plan also does not indicate the presence of an overhead crane.

I did some internet searching for this set and came up with a number of pictures of different configurations with respect to train consist contents (number and type of cars) as well as to how much and how many additional accessories were

part of the set. None of the illustrated sets included a copy of the track plan. What all of them did have in common was the two right-handed switches, the two bumpers and uncoupling track sections, and the overhead crane with the white roof. According to one source the white roof version was unique to the Switch Train set.

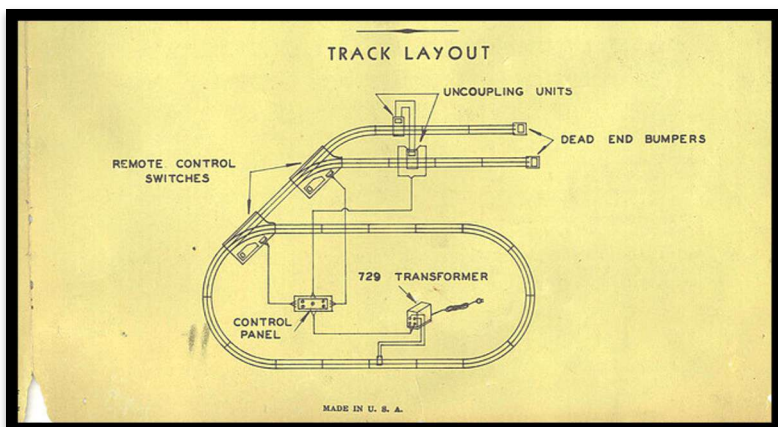
As noted, the cardboard inserts in my set box were designed to hold exactly what I had – there is no possible way or empty space to permit the inclusion of an extra switch or dead-end bumper and extra pieces of straight track so everything I had indicated the set was "correct" which, of course, did not explain the difference between my set and the enclosed track plan nor the differences I observed with respect to pictures of other Wards Famous sets on the internet.

It turned out I had the answer to the puzzle all along and it was just a matter of not looking closely at everything. As I noted the second piece of paper was the bill of sale... well not quite. When I took a good look at the "bill of sale" I realized it was no such thing. Instead, it is a notice of necessary changes made in filling the order and the rubber-stamped explanation on the left-hand side states, "(DS) we sent this item as the time before Christmas is so short you might not be able to get a suitable substitute anywhere." Presumably "DS" is short for Dear Sir...but that is only a guess.

Given this shortage of necessary set components for that particular Christmas season, one has to wonder how many other "modified" Wards Famous Switch Train sets were shipped that year to other children waiting for Santa to present them with their first train.

~Robert Butler

Articles



19075-4 INVOICE FROM MONTGO	
NOTICE ANY CHANGES NECESSARY IN FILLING YOUR ORDER ARE EXPLAINED BELOW OPPOSITE THE ITEM. (DO) WE SENT THIS ITEM AS THE TIME BEFORE CHRISTMAS IS SO SHORT YOU MIGHT NOT BE ABLE TO GET A SUTABLE SUBSTITUTE ANYWHERE.	FORWARD FILES
	NUMBER IN CATALOG
	Spec. 448T134
Thank you for this order. DO NOT DESTROY THESE PAPERS until your account is paid in full. If you write us about this order, please be sure to send us all these papers. We shall need a of them to answer your letter.	

Articles

By 1981 word of my annual showings, which began by accident in 1977, had been passed around the water cooler at work. As a result people would start dropping by my desk in the early part of November, first to ask if I was planning to run trains and then, when I answered in the affirmative, to ask if they could be added to the list of possible visitors.

Close to the end of the third week in December Paul, one of my co-workers, dropped by and asked if it might be possible to bring his son over to see them. His boy was about 6 years old and had been deaf since birth. He mentioned that, at the moment, they were having a very difficult time with him at home with respect to behavior but he assured me he thought he could keep his son under control. Since Paul was built like a tank I figured he could make good on his assurance so we agreed to get together the following evening.

I went home that evening and surveyed the railroad. Just in case there was a problem, I traded a few items with some easy to replace accessories and I moved the MPC gateman up towards the front near the control panel for better visibility. Since his son was deaf I traded out the prewar trains and substituted postwar/MPC engines which were either very colorful or, in the case of steam, up to the job of generating a lot of smoke.

My "show", such as it was, followed the edicts of Frank Ellison. I had read his articles on model railroading and had taken his advice about presenting your railroad much as you would a play. It was for this reason that I wired everything on the railroad for separate control. The script for my "play" usually went something like this:

Welcome guests, get everyone seated, briefly mention my interest in trains and, just so Mom and Dad would have ammunition for the in-

evitable why-can't-you-get-me-a-train-set-like-this question from the kids, point to various items on the layout and tell the kids about how old I was when I got such-and-such an item. Once the introduction was over I would start a single train on its looping journey. After a couple of turns I would start the second and, depending on the track plan, follow these with the gradual start up of the third. Once all were rolling I would start turning on things - first the lights in the houses, then the block signals, then the crossing gates, then the gateman, etc. With everything going full throttle I would then bring down the lights and let the trains roll in the dark. After running for awhile in the dark I would bring up the lights, bring some of the trains to a halt on one branch of a passing siding, and let the other trains journey around the layout for awhile. After letting all of the "through" trains run I would bring most or all of them to a halt, and turn #1615 loose and let her shuffle operating cars around to the places where they could operate. Once in position I would load/unload or do whatever it was that the cars and accessories did, make up a small train with the switcher, switch some cars into the sidings, and then start all of the trains rolling again. The whole process took anywhere from an hour to an hour and a half.

Paul came over that evening and, after putting their coats in the hall closet, the three of us walked into the living room. At first sight of the living room, Paul gave a sharp intake of breath and quickly reached down and clamped his huge arms around his son, effectively immobilizing his arms and legs. I sat down, looked his son in the eye, and pointed to the train on the outermost loop and started it rolling. Paul picked his son up and cradled him so that his head was down close to the train so his son could get the sensation of having it

Articles



rush by. Before I started up the second one I again pointed to it and then started it rolling. Paul mentioned that, for the first time ever, his son wasn't squirming. I told him, if he thought everything was ok, we could try just letting his son sit next to me. Paul set his son next to me and positioned himself so that he could grab him if need be - his son didn't move a muscle.

When I reached the point in the "show" where I turned on the gateman (remember, I had changed its position from that in the above picture), I pointed to the house just before the train brought him out. Paul's son was completely entranced at the sight of the man popping out of the shack. I think it is safe to say that never before or since has that accessory had a more appreciative audience. Every time the train would approach he would lean over just a little and watch intently and

every time the gateman popped out, he would give it a little smile.

We ran trains for a little more than an hour. I finished the "show" and invited Paul and his son into the kitchen for some Christmas cookies and some punch. I was just reaching for the cookies when Paul's son reached up and took me by the hand and gently led me back to the living room. He stood for a second and then made a sweeping gesture with his free hand and looked me in the eye. I nodded and sat down in front of the trans-

formers. Paul's son immediately sat down next to me and gestured once again to the layout. I started everything up and we ran trains. At the end of 3 hours Paul signed to his son that it was time to go. He got up, put on his coat, and, just before he left, he walked back to the living room and gave the Carpet Central a long last look. We never did get to those cookies and punch.

I lost contact with Paul and his family several decades ago. However, every time I set up that gateman I think of his son and I wonder how things turned out for him.

~Robert Butler

Articles

To commemorate our 60th anniversary, the Lake Erie Chapter has decided to produce a Fairport Painesville and Eastern hopper car. This continues our commissioning of cars for the chapter with small local railroads.

The Fairport Painesville and Eastern Railroad was a railroad on the east side of Cleveland, Ohio. It operated from 1910 through 1984, when it was merged with the N&W. Its primary customer was the Diamond Alkali plant in Fairport and later assisted with the building of Perry Nuclear Power Plant. It had connections with the New York Central (PC, Conrail) and the Nickel Plate Road (N&W) east of Painesville in Perry Township and with the B&O in Fairport Harbor / Grand River. Over the course of its existence, the FPE owned seven different 0-6-0 switchers, a mogul, and two consolidations. Later, it owned eight different Alco diesel switchers over time; with varied paint schemes using yellow, green, and black. The last of these is the same paint scheme used by the Ashtabula, Carson, and

Jefferson Railroad, which purchased locomotive 107, formerly NKP 45.

To help support the Diamond Alkali plant, the FP&E maintained a fleet of up to 250 hoppers and 100 gondolas. These cars were sent to plants on other rail lines to bring materials to the Diamond Alkali plant. The cars that we are producing are based on the 300 series hoppers bought by FP&E in 1926. These cars were 2 bay 50 ton open hoppers. Most of these were in service until the late 1960s.

~Kevin Harris




Articles

This past October my wife and I took a weekend trip to Dearborn, Michigan to visit the Henry Ford Museum. We spent two solid days exploring all the attractions both train and non train related. Non train highlights include: George Washington's Camping Cot, Dymaxion House, Presidential Cars, Lincoln's Death Chair, Amelia Earhart Plane, and the Spirit of St. Louis.



Of course the real reason I was so enthusiastic to explore this museum was its railroad exhibit. The showstopper is definitely the 1601 C&O Al-

legheny. This majestic beauty is over 125 feet long and comes in weighing over 750,000 pounds. Of course this may have had just a little effect on me purchasing an MTH premier version the next week at York. Other pieces include a refrigerator car, snowplow, vintage passenger cars, the Sam Hill locomotive, and the #90 Ingersoll-Rand Diesel Electric.

~Bryan Persing



Articles



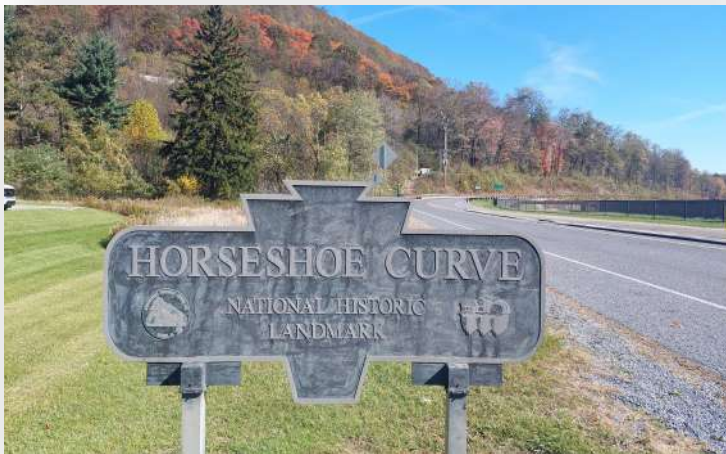
Articles

After the TCA York show, as I made my way back to Northeast Ohio, I took a small day side trip through Altoona to spend the day seeing the horse-shoe curve. I have never been here and it was definitely on my bucket list. Also this was near peak fall foliage so the colors where just perfect. Upon arriving I first explored a small museum which did a great job giving a history lesson on the reason and the history behind building of the curve.

After my history lesson it was time to make my way up the long staircase (the lift was broken and inoperable that day) to get as close to the rails as allowed. It didn't take long before the first train

passed through on this sunny Sunday morning. The first one was an Amtrak passenger train; number 86. Also seen that day, during my four hours of railfanning, were a couple of double stacks, auto carriers, a very long coal train, and even a MOW train. Spectators were even gifted twice that day of seeing both eastbound and westbound trains passing at the same time. If ever wanting a side trip on your way back from York I highly recommend this stop.

~Bryan Persing



Articles



Articles

Our Last Meet in Parma

Like the last three meets, hall set up was done late Friday night. We wish to thank John & Debbie Biro, Bob Bologa, Vic Bonacci, Jay Himes, Carl Fetsko, his grandson Skyler, and Vince Husak for all of their help! Also, thanks to Chris Krempel who ran the kitchen and Annette Schaefer who worked the admission table, before moving to the kitchen to help Chris. Thanks again to John & Debbie Biro, who in addition to helping set up, brought the kid's layout and supervise its running. Additional thanks to the Chapter and Division officers, who help run our meets.

The bad weather east of town could have had a serious effect on our Meet. Three dealers had to cancel (12 tables), but last minute calls to those on the waiting list, put us back to capacity. Another BIG THANKS goes out to Mark and Richard Estvanko with the Mod Squad, who dug themselves out of the snow and left Painesville at 4:00am to bring the curves and numerous modules for the layout. They, and the rest of the Mod Squad, were

able to set up and get running by the time the meet opened.

At the business meeting UAW Local 1005 President Dan Swartz thanked us for our long patronage of their facility. We then presented the Joseph T. Pesch Award of Outstanding Service to Sergeant Joe Ondi, for his exemplary work as our security officer.


Later, Great lakes Division President Charlie Easton presented a 40th anniversary TCA train set to Tim Martin, the winner of the Division's train set raffle.

There was a nice steady crowd until about 1:00, when some folks went home to watch the Ohio State game. In 2025 the game will not affect us, as the meet will be the Saturday before Thanksgiving.

All in all, this meet was a success as we bid farewell to the UAW Hall in Parma.

See you in Berea!

~John Twarog, Meet Chair



Articles



The Timetable



Snow Dogs Train Show

New Location

Saturday, January 4, 2025

Neither Wind, nor Rain, nor Snow will keep a train fan from a good train show!

Emidio & Sons Expo Center

48 East Bath Road

Cuyahoga Falls, Ohio 44223

State Route 8 to Steels Corners Road or Graham Road westbound to State Road
South of Steels Corners Road/North of Graham Road to East Bath Road.

Free Parking

10:00 am to 3:00 pm

Admission: \$6.00,



Kids under 12 years of age Free with paid adult

Boy & Girl Scouts admitted
free when in uniform.

Operating Layout of several gauges
Many dealers to shop from.

Good Food at reasonable prices

For Table Info call Leon:
440-650-8391



Show sponsored by Cuyahoga Valley S Gauge Association (www.cvsga.com)

THE YOUNGSTOWN MODEL RAILROAD ASSOCIATION

PRESENTS:

Model Railroad & Toy Train

Flea Market



Sunday, January 5th, 2025

Sunday, April 6th, 2025



Great location!!! One of Ohio's Premier Flea Markets featuring all gauges of model railroad equipment, memorabilia, & railroad related items. Come check out our new location, plenty of parking, easily accessible from the freeway!

**Immaculate Heart of Mary
Parish Center
4490 Norquest Blvd
Austintown, OH 44515**

8ft tables - \$25.00
www.ymra.org

Hours: 10am-3:30pm

Admission: Adults - \$7.00 per person

Children 11 & under free

For info or reservations call:

Rick Austin or Ray Wawrowski
832-622-8637 330-469-0405

Please leave a Message

(Detach Here)

Flea Market Table Reservation Form

Dealer Name: _____ Company Name: _____

Address: _____

City: _____ State: _____ Zip: _____ Phone: _____

Number of Tables needed: _____ Total Due : _____ Electric Required Yes _____ No _____

Ohio Vendor License # (if applicable): _____

Make Checks Payable to: YMRA Send to: Rick Austin, 1437-A Shaw Rd. Niles, Ohio. 44446

Complete Terms and Conditions available on our website: www.ymra.org



Snow Time Train Show



Saturday

January 25, 2025

TCA Pre-Meet 9:00am

Open to public 10am to 3pm

Join us at our New Home, the Cuyahoga County Fairgrounds

164 Eastland Road, Berea, OH 44017

After Many Years in Parma, We Needed a Bigger Station to Park our Caboose

**Admission: TCA Member \$5, TCA Senior \$4, Member's Spouse & Minor Children No Charge
Guests & Public \$6 each, Families \$10, Kids 17 & Under FREE w/ Adult**

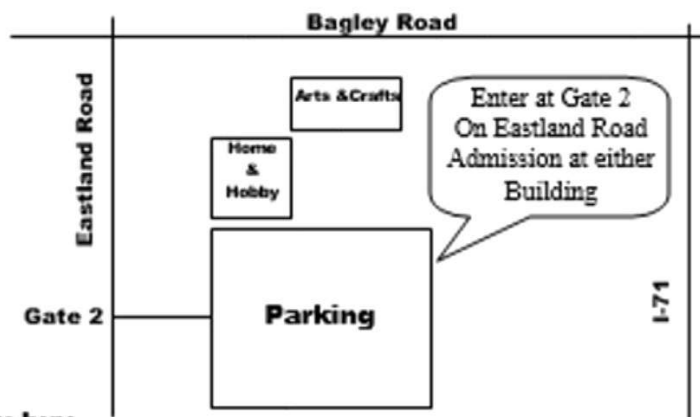
We'll Have More Dealer Tables

Larger Operating Layout

Bigger Parking Lot

Plus Everything You've Come to Expect at Our Shows & More!

- **FREE Parking**
- **Handicapped Accessible**
- **New & Old Trains**
- **Many Brands & Scales**
- **Parts, Repair Manuals, Etc.**
- **Kid's Scavenger Hunt**
- **Huge 14 foot Kid's Layout**
Where the kids run the trains!!!
- **\$5 Train Set Raffle**
- **Refreshments Available**
- **Test Track: check them before you buy**



FOR MORE INFO, CONTACT: JOHN AT (330)242-2815 OR WWW.GREATLAKESTCA.ORG

IRON AND STEEL WINTER BLIZZARD

ALL GAUGE MODEL TRAIN SHOW AND EXPO
WELCOME COLLECTORS, BUYERS, SELLERS



SATURDAY, FEBRUARY 8, 2025

10 am – 3 pm

St. Mary's Assumption

Social Center

356 S. Belle Vista Ave.

Youngstown, Ohio 44509



16 and under free - Delicious Snack Bar - Paved Parking

EZ Loading Areas - Handicapped Accessible

DEALER SET UP: FRIDAY 12:00 - 3:00 PM AND SATURDAY 7:30 - 9:30 AM

TABLE RESERVATION DEADLINE IS FEBRUARY 1, 2025 - SPACE IS LIMITED

Name: _____

Address: _____

Phone: _____ Email: _____

Number of 6' tables @ \$30 each _____ Total \$ _____ Buy 5 tables, get one FREE

Items and scale _____ N H O S O G

Make checks payable to: Dennis Mamone 9191 N. Lima Road, Unit 61A, Poland, Ohio 44514

330-503-5510 • Email consultdennis@hotmail.com

Canfield Train & Toy Show



Saturday, February 15, 2025
10:00 AM – 3:00 PM

Michael Kusalaba fund of the Youngstown Foundation, Event Center.

Canfield Fairgrounds, Canfield, Ohio 44406 – Gate 9 St Rte. 46

Admission: Adults \$7 / Children 12 and under free

Early bird admission at 9:00 AM - \$10

Featuring: New and old trains, parts, repair manuals, price guides, etc. Train videos, model building supplies, and kits. Lionel, American Flyer, MTH, Williams, Weaver, LGB, O, S, HO, N, Z and Large Scale. Toys of all types (Old and New)

Rules for Dealers:

1. Dealers will set up between 6:30AM and 9:00AM day of show—Friday 4-7.
2. Dealers will accept full responsibilities for any injuries or loss to them or their property while attending the show. Dealer expressly release the promoter (Elwood Woolman) and The Canfield Fair from any liability and agree to hold promoters harmless therefore.
3. All monies will be refunded for each show that a dealer is unable to attend because of illness or vehicular problems. If unable to attend because of any other reason dealer must let Elwood Woolman know one week prior to the show in writing.
4. **There is to be nothing attached to the walls.**
5. **If for any reason the show is cancelled, all sums will be refunded.**
6. All boxes and storage material must be placed directly under the tables. NO loose material is to be left in the aisles or unattended. Electricity is available if ordered in advance.
7. All loading and unloading of material, exhibits, and etc are to be done at the designated entrance
8. No "Pack-Up" before 3PM
9. Sale of food by dealer is prohibited
10. Early Bird admission begins at 9:00 AM – Be Ready !

Canfield 2/15

Please return this form with check

Dealers - \$30 per 8' table in advance – Buy 5 Tables, get 1 FREE / 2 admissions per vendor, additional helper admission is \$5 ea.

Name: _____ I would like _____ tables at \$30 each = \$ _____
Additional helper admissions \$ _____

Phone: _____ Email: _____

Address: _____ City, State, Zip _____

Type of Display: _____ Send to: Elwood Woolman, 8560 Bedell Rd, Berlin Center, Ohio 44401
ebwoolman@gmail.com 330-651-1042

Sponsored by KD TRAINS, LLC

7th Show in

INDEPENDENCE, OHIO

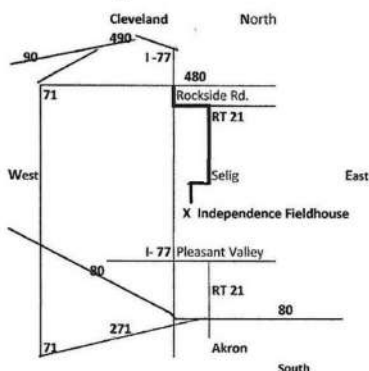
TRAIN & TOY SHOW

SATURDAY, FEBRUARY 22, 2025



10:00AM—3:00PM All Gauge Model Trains 200 Dealer Tables Adults(Cash) \$7.00
Children under 12 FREE Operating Layouts Toys – New and Old Food, Door Prizes

Independence High School Fieldhouse (rear of H.S.)



6354 Selig Dr., Independence, OHIO 44131 (google maps)

Info/Tables –Dennis Pepper (216) 642-0692 or

440-336-5488 (contact Day of Show)

Facebook: KD Trains, LLC Email: kaypeffer@yahoo.com

Dealer Info: 8ft Tables @ \$30.00 ea.

Set up ONLY, Saturday 6:30 AM-10AM day of show

**RT 77/480 Rockside Rd Exit—East to RT 21- Turn right (South)
to Selig Dr., Turn right**

Please Print—February 22, 2025 Vendor Application. No pack up before 3PM Dealers will accept full responsibility for any injuries or loss to them or their property while attending the show. All loading/unloading to be done at designated entrance. Dealers expressly release the promoters, KD Trains LLC. and the Independence Fieldhouse from any liability and agree to hold promoters harmless, therefore. **PREPAID WITH APPLICATION.** Paid by Feb. 15, 2025

I would like _____ (8ft. table(s) at \$30.00 each=\$_____ TOTAL ENCLOSED. (w/two admissions)

NAME _____

ADDRESS _____

CITY, STATE, ZIP _____

EMAIL _____

PHONE _____ ELECTRIC _____ PERMIT# _____ (if Applicable)

If you are the holder of a transient or limited "Vendor Permit" you must give us the vendor's license permit number
Due to Ohio Revised Code 5739.17

Make check payable to:
KD Trains, LLC

Mail to: Dennis Pepper
5415 Hillside Rd.
Independence, Ohio 44131

Email: kaypeffer@yahoo.com
216-642-0692



Ohio River Chapter

Train Collectors Association (TCA)

October 26, 2024-April 12, 2025

2024-2025 Train Swap & Sales Meet Schedule

@American Legion Hall, 11100 Winton Road, Greenhills, Ohio 45218

Open to the Public: 10:00-2:00

Admission: \$5. Adults (12 years and younger FREE)

Saturday, October 26, 2024

HOLIDAY CELEBRATION MEET:

Saturday, December 21, 2024

SHOW & TELL MEET:

Saturday, February 22, 2025

Saturday, April 12, 2025

***TCA Members Only:** Table Set-up @ 8:00, Registration @ 8:30;

Business Meeting @ 9:30; Open Swap Meet @ 8:30-10:00.

PreWar, PostWar & Modern Trains in Multiple Scales & Gauges!

Four \$25. Swap Meet Gift Certificates awarded at each meet!

Up to 60 Tables of Trains available for swap or sale at each meet!

TABLES:


TCA Members Only: 8' Tables \$10. Ea. (Admission Included)

Limit 3 tables per vendor, First Come/First Served

TCA Members: All individual meet notices will be by email only. To receive notices, forward your email address to Frank Donze, Chapter VP, Frankdonze.tca@gmail.com,

Questions: Michael Jordan, Chapter SecTreas, hverjordan@msn.com

Made in the USA





AKRON OHIO
TRAIN & TOY SHOW
SPRING SHOW

Sunday March 9, 2025

9:00am-3:00pm

ADMISSION \$5.00

12 and Under Free, Operating Layouts O, HO, S and N Test Tracks,

Food Concession by: Nini Tina's Catering

SAME LOCATION: Emidio's Expo Center

48 E Bath Rd, Cuyahoga Falls, OH

Exit 7 at St Rte 8, Graham Road

Vendors only setup begins at 7am-must be packed and out by 5:00pm

8FT tables are \$25 each, in advance

AND \$35 FOR EACH TABLE WEEK OF SHOW

Reservations: 330-724-5253

PLEASE PRINT LEGIBLY:

Name: _____ Address: _____

City: _____ State: _____ Zip: _____

Contact Number: _____ Email: _____

Type of display: _____ I do _____ I do not _____ need electricity

I would like _____ 8 FT tables at \$25 each or 3 for \$70 for a total cost of \$_____j

(PLEASE NOTE: TABLES ARE \$25 EACH IN ADVANCE ONLY , AND \$35 FOR EACH week of Show)

Please make all checks payable to Robert Ruggiero % Rail N Road Hobby

943 N Main St, Akron, OH 44310



RAILFEST 2025

Saturday and Sunday

March 15 & 16, 2025

10 am to 4 pm

New & Collectable

Located at:

Lakeland Community College

7700 Clocktower Dr.
Kirtland, Ohio 44094

State Rt. 306 at Interstate 90 – exit 193



Operating Layouts

N Scale Layouts
(LENS)

O Gauge layout
(Mod-Squad)

**S Scale & American
Flyer**
(Cuyahoga Valley S Gauge
Association)

Lionel O Gauge
LGB G Gauge

Live Steam Display
(Lake Shore Live Steam)

For Information Write:

NMRA MCR Division 5
PO Box 5081
Mentor, Ohio 44060

Phone: **(216) 598-8842**

Email: railfest@mcr5.org

Admission \$9.00
Two Day Pass \$14.00
Family (couples) \$14.00
Family (max) \$16.00
(2 Adults with Children under 18)

Food Service Available at reasonable prices

Features

Dealers

RR Flea market

Exhibitors

Operating Layouts

Video Tapes
Historical Displays
Train Ride Info

Test Track
Available

ATM



**Free
Parking**

Free Shuttle Bus
9:30am – 4:30pm

Presented by

National Model Railroad Association

MCR – Division 5 Event

Since 1987 at Lakeland

Visit us at www.railfest.org

Facebook at www.facebook.com/RailfestTrainshow

Largest continuous running two day train show in OHIO!



**Remarkable
Lake County, OH**

THE NEWS-HERALD
www.News-Herald.com

Wooster Train & Toy Show



Saturday, March 15, 2025

10:00 AM – 3:00 PM

Wayne County Fairgrounds, Event Center.

Wayne County Fairgrounds, Wooster, Ohio 44691

Admission: Adults \$7 / Children 12 and under free

Featuring: New and old trains, parts, repair manuals, price guides, etc. Train videos, model building supplies, and kits. Lionel, American Flyer, MTH, Williams, Weaver, LGB, O, S, HO, N, Z and Large Scale. Toys of all types (Old and New)

Rules for Dealers:

1. Dealers will set up between 7:00AM and 9:45AM—No Early Set up Available.
2. Dealers will accept full responsibilities for any injuries or loss to them or their property while attending the show. Dealer expressly release the promoter (Elwood Woolman) and The Wayne County Fair from any liability and agree to hold promoters harmless therefore.
3. All monies will be refunded for each show that a dealer is unable to attend because of illness or vehicular problems. If unable to attend because of any other reason dealer must let Elwood Woolman know one week prior to the show in writing.
4. There is to be nothing attached to the walls.
5. If for any reason the show is cancelled, all sums will be refunded.
6. All boxes and storage material must be placed directly under the tables. NO loose material is to be left in the aisles or unattended. Electricity is available if ordered in advance.
7. All loading and unloading of material, exhibits, and etc are to be done at the designated entrance
8. No "Pack-Up" before 3PM
9. Sale of food by dealer is prohibited

Wooster 3/15

Please return this form with check

Dealers - \$30 per 8' table in advance – Buy 5 Tables, get 1 FREE / 2 admissions per vendor, additional helper admission is \$5 ea.

Name: _____ I would like _____ tables at \$30 each = \$ _____
Additional Helper admissions - \$ _____

Phone: _____ Email: _____

Address: _____ City, State, Zip _____

Type of Display: _____ Send to: Make check payable to: Elwood Woolman
Elwood Woolman, 8560 Bedell Rd, Berlin Center, Ohio 44401
ebwoolman@gmail.com 330-651-1042

We're Moving!



Spring Train Show

Saturday March 29, 2025

TCA Pre-Meet 9am

Open to the Public 10am to 3pm

Join us at our New Home, the Cuyahoga County Fairgrounds

164 Eastland Road, Berea, OH 44017

After Many Years in Parma, We Needed a Bigger Station to Park our Caboose

**Admission: TCA Member \$5, TCA Senior \$4, Member's Spouse & Minor Children No Charge
Guests & Public \$6 each, Families \$10, Kids 17 & Under FREE, with Adult**

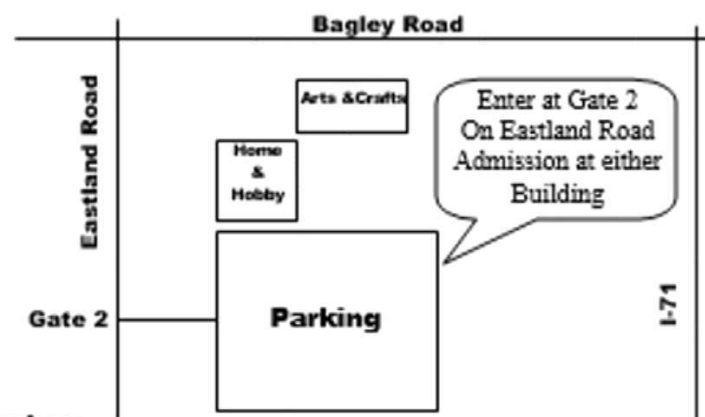
We'll Have More Dealer Tables

Larger Operating Layout

Bigger Parking Lot

Plus Everything You've Come to Expect at Our Shows & More!

- **FREE Parking**
- **Handicapped Accessible**
- **New & Old Trains**
- **Many Brands & Scales**
- **Parts, Repair Manuals, Etc.**
- **Kid's Scavenger Hunt**
- **Huge 14 foot Kid's Layout**
Where the kids run the trains!!!
- **\$5 Train Set Raffle**
- **Refreshments Available**
- **Test Track: check them before you buy**



FOR MORE INFO. CONTACT: JOHN AT (330)242-2815 OR TCALAKEERIE@GMAIL.COM



Charlie Easton



Carl Kuhn



Mark Bober



Cliff Reeves

D I V I S I O N O F F I C E R S

Charlie Easton—Division President Phone: (216) 233-6135 Email: ceastonoh@gmail.com

Carl Kuhn – Vice President Phone: (330) 807-3574 Email: cktrains@yahoo.com

Mark Bober— Treasurer Phone: (216) 403-9388 Email: markebober@gmail.com

Cliff Reeves — Secretary Phone: (440) 356-1428 Email: jabreeves@hotmail.com

(GREAT LAKES)	PRESIDENT	SECRETARY	TREASURER
Bluegrass	Harry H. Overtom, 66-1440 822 Raven Road Lexington, KY 40502-3504 859-619-7730 h3409o@gmail.com	William A. Crace, 79-13947 310 Mariemont Drive Lexington, KY 40505-2131 859-299-2423 billcrace@gmail.com	--
Central Ohio	Contact Great Lakes Division Secretary		
Detroit-Toledo	Randy Ramsey, 99-49990 c/o Toledo Trainmasters 1566 South Ave, Toledo, OH 43609 419-389-0753 toledotoymasters@gmail.com	Elaine Kosloski, 88-27656 53741 Whitby Way Shelby Twp., MI 48316 248-608-4616 Elainek124@att.net	--
Lake Erie	Alan F. Lakis, 79-13987 7290 Deer Run Seven Hills, OH 44131-5266 216-520-1230 alanlakis@yahoo.com	John Twarog, 05-58991 P.O. Box 143 Hinckley, OH 44233 330-273-6404 nhoj2691@aol.com	John Ezzo, 73-6027 9995 Weathersfield Drive Mentor OH 44060-6840 440-357-9157 jje4k@tekro.com
Ohio River	Dayle R. Burrier, 81-16337 82 Junefield Avenue Cincinnati, OH 45218 513-260-3665 dburrier@fuse.net	Michael Jordan, 91-32723 2402 Ashland Avenue Cincinnati, OH 45206-2207 513-375-7169 byerjordan@msn.com	Sec'y/ Treas. V.P. Frank Donze, 85-22052 309 Compton Hills Drive Cincinnati, OH 45215 425-837-2276 Frankdonze.tca@gmail.com
Three Rivers	Contact Great Lakes Division Secretary		
Western Michigan	Thomas J. Katsul, 11-66729 417 W Grand Street Hastings, MI 49058-2130 269-953-7887 2lbskvrocket@gmail.com	Leo M. Deuster, 72-4708 1504 Airport Road Muskegon, MI 49444-4218 231-740-5240 DeeLocoLeo@outlook.com	Roger W. Meekhof, 78-13173 5285 W. Q Avenue Kalamazoo, MI 49009-9766 269-268-0356 rwmres@sbcglobal.net